

Planter Box



(2) 2" x 4" - 63"
2" x 4" Lattice

Lumber

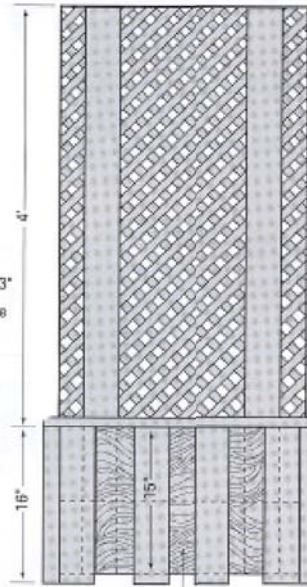
- ▲ Base, Top Trim, Sides:
(3) 2" x 4" - 12'
- ▲ Sides: (2) 2" x 4" - 8'
- ▲ Sides: (2) 2" x 8" - 8'

Hardware / Nails

- ▲ Base to Floor: 3" galvanized as required
- ▲ Sides 2" x 4" to 2" x 8": 2 1/2" galvanized as required
- ▲ Sides 2" x 8" to 2" x 8": 3" galvanized as required

Optional Lattice Work

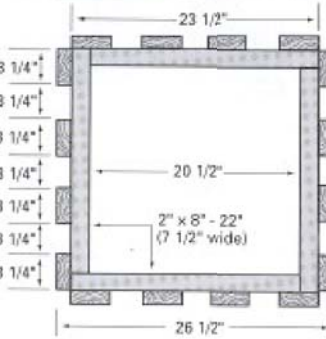
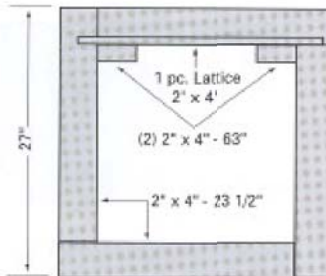
- ▲ (1) 2' x 4' Lattice
- ▲ (2) 2" x 4" - 63"
- [(1) 2" x 4" - 12']



2" x 8" - 22"

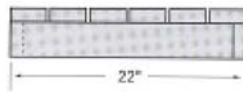

Box Front View

Top Trim



Box Top View

Base Top View



Base End View