

Planter Bench & Raised Bed



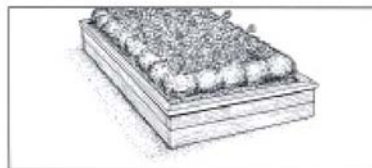
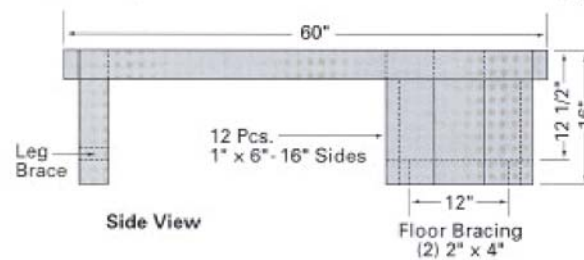
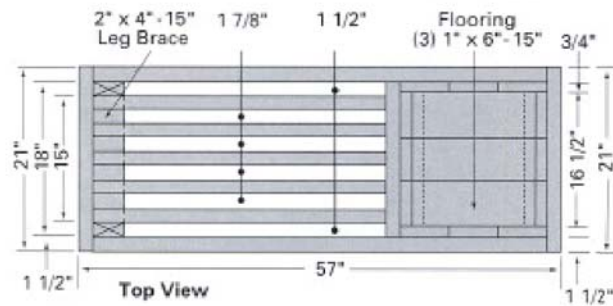
Planter Bench

Lumber

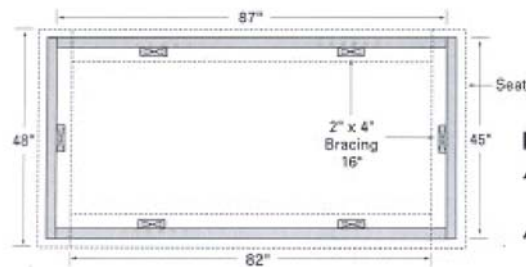
- ▲ (6) 2" x 4" - 8'
- ▲ (3) 1" x 6" - 8'

Hardware

- ▲ 6d Galvanized Nails as required
- ▲ 16d Galvanized Nails as required



Raised Bed



Lumber

- ▲ (6) 2" x 8" - 8' Sides
- ▲ (1) 2" x 4" - 8' Bracing
- ▲ (3) 2" x 6" - 8' Seat

Note: Length can extend as long as desired. Use 2 x 4 braces at approximately 48" intervals.

